




Formula 22

After the incredible success of the first NSR Formula (86/89), we worked hard to make its successor even better: NSR Formula 22, the new modern era



The NSR R&D department and the Racing department worked side by side to bring to life a new NSR Formula made with the pure shapes of real models and at the same time extremely competitive on the track.




Hard work was done to design the mechanical parts, chassis, engine mount, wheels, etc., in order to maximize performance and make the car extremely fast on the track.





Formula 22

The configuration can be fully customized by using different parts such as suspension or chassis rigidity, or by adjusting the height of the front axle, engine mount attachment points, body height, etc.



Special aluminum rear rims with AIR SYSTEM technology, together with soft compound tires, give exceptional grip on all kinds of tracks.

Aluminum wheels with Air System technology.




FORMULA 22 - GREEN AM - #18



Set Inserts

SET INSERT		For Ø 16 wheels	For Ø 17 wheels
BBS		5421 White 5423 Black 5425 Silver 5427 Gold 4 pcs	5422 White 5424 Black 5426 Silver 4 pcs
12 SPOKES		4 pcs	For Ø 17 wheels 5428 Red 5429 Blue 5430 Black 5431 White 5432 Silver
For Ø 13 wheels	 5441 White 5440 Black 5442 Gold 5443 Red 4 pcs Formula 86/89	For Ø 16,5 wheels	 5470 Black 5471 Red 5472 White 5473 Gold 4 pcs Formula 22
CLASSIC		For Ø 16 wheels 5433 Ford MK IV set (4+4) 5434 Porsche 908-917 set (4) 5435 P68 Alan Mann set (4+4) 5436 Ford MK I/MK II GT40 set (4+4)	

Chassis made with 4 different compounds EVO chassis for inline setup.



1620 SOFT BLUE CHASSIS
1621 MEDIUM BLACK CHASSIS

1623 GREEN EXTRA HARD CHASSIS
1622 WHITE HARD CHASSIS





Motor mount made of 4 different compounds

- 1285 SOFT BLUE**
- 1286 HARD WHITE**
- 1287 SOFT BLUE**
- 1288 EXTRA HARD RED**



Suspension springs available in 3 different versions

KIT SUSPENSIONS FORMULA		SPRINGS	
<p>for motor mount 128x</p>		<p>Medium 9 mm</p> <p>Soft 6 mm Hard 14 mm</p>	
1276S 1277M 1278H	Soft springs Medium springs Hard springs	1297 F1 Soft 1298 F1 Medium 1299 F1 Hard	1296 - Complete spring set Formula 86/89 (3+3+3 pcs)









FORMULA 22 - RED TEST CAR



Formula 22

Low-friction pickup

STANDARD GUIDE	RALLY PICKUP GUIDE	RACING GUIDE W/SCREW
 <p>Low profile - Low friction</p> <p>4841 Box Stock NSR</p>	 <p>Low profile - Low friction - Long stem</p> <p>4842</p>	 <p>For Wooden track - Bigger blade</p> <p>4859</p>
LONGER BLADE GUIDE	RACING GUIDE W/SCREW	RACING GUIDE W/SCREW
 <p>Low profile - Low friction Longer blade</p> <p>4843 .r longer wheelbase</p>	 <p>Low profile - Low friction Longer blade - Lowered</p> <p>4844 For longer wheelbase</p>	 <p>Low profile - Low friction Short blade - Lowered</p> <p>4845</p>

NEW

INLINE - Balanced hub		
Soft Plastic Gears	Teeth	Aluminium
	23	6323EVO
	24	6324EVO
	25	6325EVO
	27	6327EVO

INLINE			
Soft Plastic Gears	Teeth	Bronze	Aluminium
	24	6324BR	6324AL
	25	6325BR	6325AL
	27	6327BR	6327AL

Recommended Ø 5,5 Pinions - 68xx or 70xx

Recommended Ø 5,5 Pinions - 68xx or 70xx

Inline Formula 22 - Ø 5,5			
8	9	10	11
			
6708	6709	6710	6711